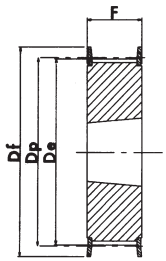
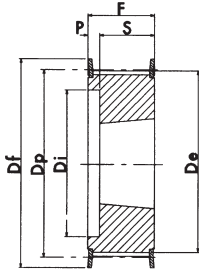


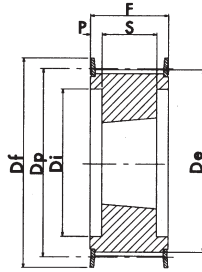
# HTD<sup>®</sup> "PHOSPHATED" PULLEYS TAPER-LOCK<sup>®</sup>



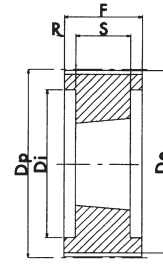
EXECUTION 1F



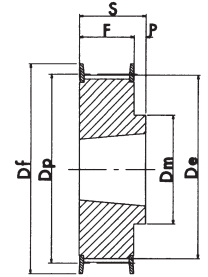
EXECUTION 2F



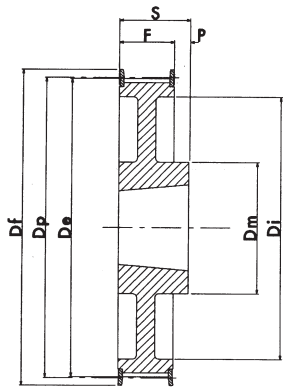
EXECUTION 3F



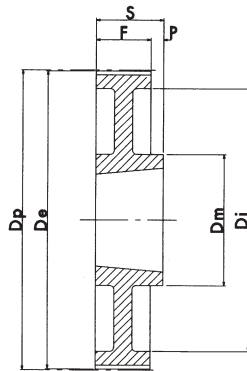
EXECUTION 4



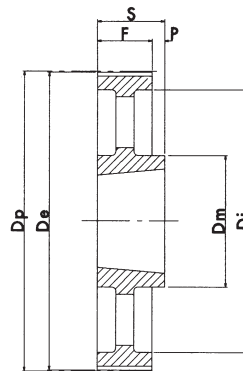
EXECUTION 5F



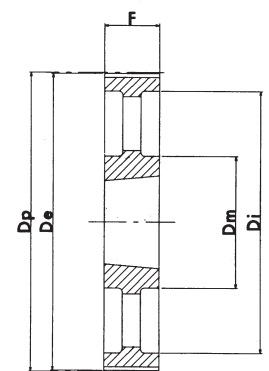
EXECUTION 6F



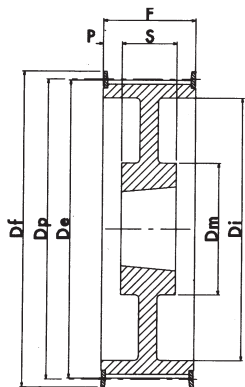
EXECUTION 7



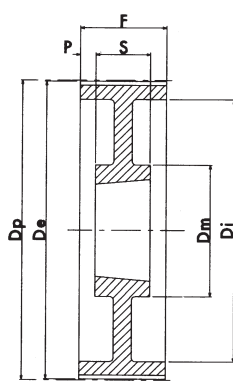
EXECUTION 8



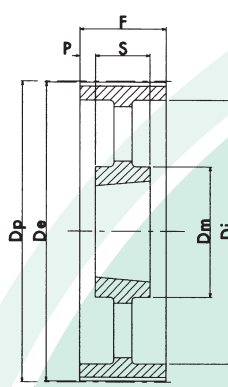
EXECUTION 9



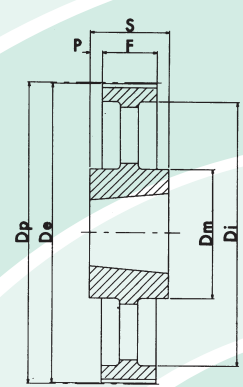
EXECUTION 10F



EXECUTION 11



EXECUTION 12



EXECUTION 13

# HTD® "PHOSPHATED" PULLEYS TAPER-LOCK®

## HTD® 5M 15

CHARACTERISTICS		TYPE	No. of TEETH	EXEC.	BUSH	MAX. BORE	Dp PITCH LINE	De EXTERNAL	Df FLANGE	Dm HUB	Di	F	S	P	FLANGE No.
STEEL	WITH FLANGE	TL 34-5M-15	34	1F	1008	25	54.11	52.97	57	-	-	22	22	-	20
		TL 36-5M-15	36	1F	1108	25	57.30	56.15	60	-	-	22	22	-	21
		TL 38-5M-15	38	1F	1108	25	60.48	59.34	66.5	-	-	22	22	-	24
		TL 40-5M-15	40	1F	1108	25	63.66	62.52	71	-	-	22	22	-	25
		TL 44-5M-15	44	1F	1108	25	70.03	68.89	75	-	-	22	22	-	27
		TL 48-5M-15	48	5F	1210	32	76.39	75.25	83	59	-	22	25	3	29
		TL 56-5M-15	56	5F	1210	32	89.13	87.39	93	70	-	22	25	3	33
		TL 64-5M-15	64	5F	1210	32	101.86	100.72	106	80	-	22	25	3	38
	WITHOUT FLANGE	TL 72-5M-15	72	5	1610	42	114.59	113.45	-	92	-	22	25	3	-
		TL 80-5M-15	80	5	1610	42	127.32	126.18	-	92	-	22	25	3	-
		TL 90-5M-15	90	5	1610	42	143.24	142.10	-	92	-	22	25	3	-
		TL112-5M-15	112	5	2012	50	178.25	177.11	-	110	-	20	32	12	-
		TL136-5M-15	136	13	2012	50	216.45	215.31	-	110	199	20	32	6	-

## HTD® 8M 20

CHARACTERISTICS		TYPE	No. of TEETH	EXEC.	BUSH	MAX. BORE	Dp PITCH LINE	De EXTERNAL	Df FLANGE	Dm HUB	Di	F	S	P	FLANGE No.
STEEL	WITH FLANGE	TL22-8M-20	22	2F	1008	25	56.02	54.65	60	-	37	28	22	6	53
		TL24-8M-20	24	2F	1108	25	61.12	59.75	66	-	44	28	22	6	69
		TL26-8M-20	26	2F	1108	25	66.21	64.85	70	-	45	28	22	6	61
		TL28-8M-20	28	2F	1108	25	71.30	70.08	75	-	50	28	22	6	79
		TL30-8M-20	30	2F	1108	25	76.39	75.13	83	-	58	28	22	6	73
		TL32-8M-20	32	2F	1610	42	81.49	80.16	87	-	63	28	25	3	76
		TL34-8M-20	34	2F	1610	42	86.58	85.22	91	-	64	28	25	3	66
		TL36-8M-20	36	2F	1610	42	91.67	90.30	97	-	68	28	25	3	68
		TL38-8M-20	38	2F	1610	42	96.77	95.39	102	-	72	28	25	3	70
		TL40-8M-20	40	2F	1610	42	101.86	100.49	106	-	76	28	25	3	77
		TL44-8M-20	44	5F	2012	50	112.05	110.67	120	92	-	28	32	4	75
		TL48-8M-20	48	5F	2012	50	122.23	120.86	128	96	-	28	32	4	78
		TL56-8M-20	56	5F	2012	50	142.60	141.23	150	110	-	28	32	4	85
		TL64-8M-20	64	6F	2012	50	162.97	161.60	168	110	137	28	32	4	90
TL72-8M-20	72	6F	2012	50	183.35	181.97	192	110	158	28	32	4	97		
CAST IRON	WITHOUT FLANGE	TL80-8M-20	80	7	2012	50	203.72	202.35	-	110	180	28	32	4	-
		TL90-8M-20	90	7	2012	50	229.18	227.81	-	110	204	28	32	4	-
		TL112-8M-20	112	7	2517	60	285.21	283.83	-	125	254	28	45	17	-
		TL144-8M-20	144	13	2517	60	366.69	365.32	-	125	336	28	45	12	-

# HTD® "PHOSPHATED" PULLEYS TAPER-LOCK®

## HTD® 8M 30

CHARACTERISTICS		TYPE	No. of TEETH	EXEC.	BUSH	MAX. BORE	Dp PITCH LINE	De EXTERNAL	Df FLANGE	Dm HUB	Di	F	S	P	FLANGE No.	
STEEL	WITH FLANGE	TL 22-8M-30	22	2F	1008	25	56.02	54.65	60	-	37	38	22	16	53	
		TL 24-8M-30	24	2F	1108	25	61.12	59.75	66	-	44	38	22	16	69	
		TL 26-8M-30	26	2F	1108	25	66.21	64.85	70	-	44	38	22	16	61	
		TL 28-8M-30	28	2F	1210	32	71.30	70.08	75	-	50	38	25	13	79	
		TL 30-8M-30	30	1F	1615	42	76.39	75.13	83	-	-	38	38	-	-	73
		TL 32-8M-30	32	1F	1615	42	81.49	80.16	87	-	-	38	38	-	-	76
		TL 34-8M-30	34	1F	1615	42	86.58	85.22	91	-	-	38	38	-	-	66
		TL 36-8M-30	36	1F	1615	42	91.67	90.30	97	-	-	38	38	-	-	68
		TL 38-8M-30	38	1F	1615	42	96.77	95.39	102	-	-	38	38	-	-	70
		TL 40-8M-30	40	1F	1615	42	101.86	100.49	106	-	-	38	38	-	-	77
		TL 44-8M-30	44	2F	2012	50	112.05	110.67	120	-	86	38	32	6	75	
		TL 48-8M-30	48	2F	2012	50	122.23	120.86	128	-	90	38	32	6	78	
		TL 56-8M-30	56	2F	2012	50	142.60	141.23	150	-	110	38	32	6	85	
		TL 64-8M-30	64	5F	2517	60	162.97	161.60	168	125	-	38	45	7	90	
		TL 72-8M-30	72	6F	2517	60	183.35	181.97	192	125	158	38	45	7	97	
CAST IRON	WITHOUT FLANGE	TL 80-8M-30	80	7	2517	60	203.72	202.35	-	125	180	38	45	7	-	
		TL 90-8M-30	90	7	2517	60	229.18	227.81	-	125	204	38	45	7	-	
		TL 112-8M-30	112	7	2517	60	285.21	283.83	-	125	254	38	45	7	-	
		TL 144-8M-30	144	8	2517	60	366.69	365.32	-	125	336	38	45	7	-	

## HTD® 8M 50

CHARACTERISTICS		TYPE	No. of TEETH	EXEC.	BUSH	MAX. BORE	Dp PITCH LINE	De EXTERNAL	Df FLANGE	Dm HUB	Di	F	S	P	FLANGE No.		
STEEL	WITH FLANGE	TL 28-8M-50	28	2F	1210	32	71.30	70.08	75	-	50	60	25	35	79		
		TL 30-8M-50	30	2F	1615	42	76.39	75.13	83	-	58	60	38	22	73		
		TL 32-8M-50	32	2F	1615	42	81.49	80.16	87	-	63	60	38	22	76		
		TL 34-8M-50	34	2F	1615	42	86.58	85.22	91	-	65	60	38	22	66		
		TL 36-8M-50	36	2F	1615	42	91.67	90.30	97	-	68	60	38	22	68		
		TL 38-8M-50	38	2F	1615	42	96.77	95.39	102	-	72	60	38	22	70		
		TL 40-8M-50	40	3F	2012	50	101.86	100.49	106	-	80	60	32	14	77		
		TL 44-8M-50	44	3F	2012	50	112.05	110.67	120	-	86	60	32	14	75		
		TL 48-8M-50	48	3F	2012	50	122.23	120.86	128	-	95	60	32	14	78		
		TL 56-8M-50	56	3F	2517	60	142.60	141.23	150	-	116	60	45	7.5	85		
		TL 64-8M-50	64	3F	2517	60	162.97	161.60	168	-	136	60	45	7.5	90		
		TL 72-8M-50	72	10F	2517	60	183.35	181.97	192	125	158	60	45	7.5	97		
		CAST IRON	WITHOUT FLANGE	TL 80-8M-50	80	4	3020	75	203.72	202.3	-	-	180	60	51	4.5	-
				TL 90-8M-50	90	11	3020	75	229.18	227.81	-	160	204	60	51	4.5	-
				TL 112-8M-50	112	11	3020	75	285.21	283.83	-	170	254	60	51	4.5	-
TL 144-8M-50	144			12	3020	75	366.69	365.32	-	170	336	60	51	4.5	-		
TL 168-8M-50	168			13	3525	90	427.81	426.44	-	198	395	60	65	2.5	-		
TL 192-8M-50	192			13	3525	90	488.92	487.55	-	198	455	60	65	2.5	-		

# HTD® "PHOSPHATED" PULLEYS TAPER-LOCK®

## HTD® 8M 85

CHARACTERISTICS	TYPE	No. of TEETH	EXEC.	BUSH	MAX. BORE	Dp PITCH LINE	De EXTERNAL	Df FLANGE	Dm HUB	Di	F	S	P	FLANGE No.	
STEEL	WITH FLANGE	TL 34-8M-85	34	3F	1615	42	86.58	85.22	91	-	65	95	38	28.5	66
		TL 36-8M-85	36	3F	1615	42	91.67	90.30	97	-	68	95	38	28.5	68
		TL 38-8M-85	38	3F	1615	42	96.77	95.39	102	-	72	95	38	28.5	70
		TL 40-8M-85	40	3F	2012	50	101.86	100.49	106	-	80	95	32	31.5	77
		TL 44-8M-85	44	3F	2012	50	112.05	110.67	120	-	86	95	32	31.5	75
		TL 48-8M-85	48	3F	2517	60	122.23	120.86	128	-	97	95	45	25	78
		TL 56-8M-85	56	3F	2517	60	142.60	141.23	150	-	116	95	45	25	85
		TL 64-8M-85	64	3F	2517	60	162.97	161.60	168	-	136	95	45	25	90
		TL 72-8M-85	72	3F	3020	75	183.35	181.97	192	-	150	95	51	22	97
		CAST IRON	WITHOUT FLANGE	TL 80-8M-85	80	4	3020	75	203.72	202.35	-	-	180	95	51
TL 90-8M-85	90			4	3020	75	229.18	227.81	-	-	204	95	51	22	-
TL112-8M-85	112			11	3020	75	285.21	283.83	-	170	254	95	51	22	-
TL144-8M-85	144			11	3525	90	366.69	365.32	-	198	336	95	65	15	-
TL168-8M-85	168			12	3525	90	427.81	426.44	-	198	395	95	65	15	-
TL192-8M-85	192			12	3525	90	488.92	487.55	-	198	455	95	65	15	-

## HTD® 14M 40

CHARACTERISTICS	TYPE	No. of TEETH	EXEC.	BUSH	MAX. BORE	Dp PITCH LINE	De EXTERNAL	Df FLANGE	Dm HUB	Di	F	S	P	FLANGE No.	
STEEL	WITH FLANGE	TL 28-14M-40	28	3F	2012	50	124.78	122.12	128	-	94	54	32	11	153
		*TL 29-14M-40	29	3F	2012	50	129.23	126.57	138	-	98	54	32	11	154
		TL 30-14M-40	30	3F	2012	50	133.69	130.99	138	-	98	54	32	11	154
		TL 32-14M-40	32	3F	2012	50	142.60	139.88	154	-	108	54	32	11	160
		TL 34-14M-40	34	3F	2517	60	151.52	148.79	160	-	110	54	45	4.5	166
		TL 36-14M-40	36	3F	2517	60	160.43	157.68	168	-	120	54	45	4.5	168
		TL 38-14M-40	38	3F	2517	60	169.34	166.60	183	-	130	54	45	4.5	172
		TL 40-14M-40	40	3F	2517	60	178.25	175.49	188	-	138	54	45	4.5	162
		TL 44-14M-40	44	3F	3020	75	196.08	193.28	211	-	155	54	51	1.5	175
		TL 48-14M-40	48	3F	3020	75	213.90	211.11	226	-	170	54	51	1.5	180
CAST IRON	WITHOUT FLANGE	TL 56-14M-40	56	3F	3020	75	249.55	246.76	256	-	208	54	51	1.5	182
		*TL 64-14M-40	64	10F	3020	75	285.21	282.41	296	170	240	54	51	1.5	184
		TL 72-14M-40	72	11	3020	75	320.86	318.06	-	170	280	54	51	1.5	-
		TL 80-14M-40	80	12	3020	75	356.51	353.71	-	170	315	54	51	1.5	-
		TL 90-14M-40	90	12	3020	75	401.07	398.28	-	170	360	54	51	1.5	-
		TL 112-14M-40	112	12	3020	75	499.11	496.32	-	170	457	54	51	1.5	-
		TL 144-14M-40	144	12	3020	75	641.71	638.92	-	170	600	54	51	1.5	-
		TL 168-14M-40	168	12	3020	75	748.66	745.87	-	170	706	54	51	1.5	-
		TL 192-14M-40	192	12	3020	75	855.62	852.82	-	170	813	54	51	1.5	-
		TL 216-14M-40	216	12	3020	75	962.57	959.76	-	170	920	54	51	1.5	-
TL 264-14M-40	264	13	4040	100	1176.47	1173.66	-	230	1133	54	102	24	-		

\* Toothings marked with an asterisk are produced on request

# HTD® "PHOSPHATED" PULLEYS TAPER-LOCK®

## HTD® 14M 55

CHARACTERISTICS	TYPE	No. of TEETH	EXEC.	BUSH	MAX. BORE	Dp PITCH LINE	De EXTERNAL	Df FLANGE	Dm HUB	Di	F	S	P	FLANGE No.		
STEEL	WITH FLANGE	TL 28-14M-55	28	3F	2012	50	124.78	122.12	128	-	94	70	32	19	153	
		*TL 29-14M-55	29	3F	2012	50	129.23	126.57	138	-	100	70	32	19	154	
		TL 30-14M-55	30	3F	2517	60	133.69	130.99	138	-	100	70	45	12.5	154	
		TL 32-14M-55	32	3F	2517	60	142.60	139.88	154	-	108	70	45	12.5	160	
		TL 34-14M-55	34	3F	2517	60	151.52	148.79	160	-	110	70	45	12.5	166	
		TL 36-14M-55	36	3F	2517	60	160.43	157.68	168	-	120	70	45	12.5	168	
		TL 38-14M-55	38	3F	2517	60	169.34	166.60	183	-	130	70	45	12.5	172	
	TL 40-14M-55	40	3F	2517	60	178.25	175.49	188	-	138	70	45	12.5	162		
	TL 44-14M-55	44	3F	3020	75	196.08	193.28	211	-	155	70	51	9.5	175		
	TL 48-14M-55	48	3F	3020	75	213.90	211.11	226	-	170	70	51	9.5	180		
	TL 56-14M-55	56	3F	3020	75	249.55	246.76	256	-	208	70	51	9.5	182		
	TL 64-14M-55	64	10F	3020	75	285.21	282.41	296	170	240	70	51	9.5	184		
	CAST IRON	WITHOUT FLANGE	TL 72-14M-55	72	11	3020	75	320.86	318.06	-	170	280	70	51	9.5	-
			TL 80-14M-55	80	12	3020	75	356.51	353.71	-	170	315	70	51	9.5	-
TL 90-14M-55			90	12	3020	75	401.07	398.28	-	170	360	70	51	9.5	-	
TL 112-14M-55			112	12	3020	75	499.11	496.32	-	170	457	70	51	9.5	-	
TL 144-14M-55			144	12	3020	75	641.71	638.92	-	170	600	70	51	9.5	-	
TL 168-14M-55			168	12	3020	75	748.66	745.87	-	170	706	70	51	9.5	-	
TL 192-14M-55			192	12	3020	75	855.62	852.82	-	170	813	70	51	9.5	-	
TL 216-14M-55			216	13	3535	90	962.57	959.76	-	190	920	70	89	9.5	-	
TL 264-14M-55			264	13	4040	100	1176.47	1173.66	-	230	1133	70	102	16	-	

## HTD® 14M 85

CHARACTERISTICS	TYPE	No. of TEETH	EXEC.	BUSH	MAX. BORE	Dp PITCH LINE	De EXTERNAL	Df FLANGE	Dm HUB	Di	F	S	P	FLANGE No.		
STEEL	WITH FLANGE	TL28-14M-85	28	3F	2517	60	124.78	122.12	128	-	98	102	45	28.5	153	
		*TL29-14M-85	29	3F	2517	60	129.23	126.57	138	-	100	102	45	28.5	154	
		TL30-14M-85	30	3F	2517	60	133.69	130.99	138	-	100	102	45	28.5	154	
		TL32-14M-85	32	3F	2517	60	142.60	139.88	154	-	108	102	45	28.5	160	
		TL34-14M-85	34	3F	2517	60	151.52	148.79	160	-	110	102	45	28.5	166	
		TL36-14M-85	36	3F	3020	75	160.43	157.68	168	-	125	102	51	25.5	168	
		TL38-14M-85	38	3F	3020	75	169.34	166.60	183	-	130	102	51	25.5	172	
	TL40-14M-85	40	3F	3020	75	178.25	175.49	188	-	138	102	51	25.5	162		
	TL44-14M-85	44	3F	3020	75	196.08	193.28	211	-	153	102	51	25.5	175		
	TL48-14M-85	48	3F	3020	75	213.90	211.11	226	-	171	102	51	25.5	180		
	TL56-14M-85	56	3F	3525	90	249.55	246.76	256	-	210	102	65	18.5	182		
	TL64-14M-85	64	10F	3525	90	285.21	282.41	296	190	240	102	65	18.5	184		
	CAST IRON	WITHOUT FLANGE	TL72-14M-85	72	11	3525	90	320.86	318.06	-	190	280	102	65	18.5	-
			TL80-14M-85	80	12	3525	90	356.51	353.71	-	190	315	102	65	18.5	-
TL90-14M-85			90	12	3525	90	401.07	398.28	-	190	360	102	65	18.5	-	
TL112-14M-85			112	12	3525	90	499.11	496.32	-	190	457	102	65	18.5	-	
TL144-14M-85			144	12	3525	90	641.71	638.92	-	190	600	102	65	18.5	-	
TL168-14M-85			168	12	3525	90	748.66	745.87	-	190	706	102	65	18.5	-	
TL192-14M-85			192	9	4040	100	855.62	852.82	-	230	813	102	102	-	-	
TL216-14M-85	216	9	4040	100	962.57	959.76	-	230	920	102	102	-	-			
TL264-14M-85	264	9	4040	100	1176.47	1173.66	-	230	1133	102	102	-	-			

\* Toothings marked with an asterisk are produced on request

# HTD® "PHOSPHATED" PULLEYS TAPER-LOCK®

## HTD® 14M 115

CHARACTERISTICS	TYPE	No. of TEETH	EXEC.	BUSH	MAX. BORE	Dp PITCH LINE	De EXTERNAL	Df FLANGE	Dm HUB	Di	F	S	P	FLANGE No.		
STEEL	WITH FLANGE	TL28-14M-115	28	3F	2517	60	124.78	122.12	128	-	98	133	45	44	153	
		*TL29-14M-115	29	3F	2517	60	129.23	126.57	138	-	100	133	45	44	154	
		TL30-14M-115	30	3F	2517	60	133.69	130.99	138	-	100	133	45	44	154	
		TL32-14M-115	32	3F	2517	60	142.60	139.88	154	-	108	133	45	44	160	
		TL34-14M-115	34	3F	2517	60	151.52	148.79	160	-	110	133	45	44	166	
		TL36-14M-115	36	3F	3020	75	160.43	157.68	168	-	125	133	51	41	168	
		TL38-14M-115	38	3F	3020	75	169.34	166.60	183	-	130	133	51	41	172	
		TL40-14M-115	40	3F	3020	75	178.25	175.49	188	-	138	133	51	41	162	
	TL44-14M-115	44	3F	3030	75	196.08	193.28	211	-	155	133	76	28.5	175		
	TL48-14M-115	48	3F	3030	75	213.90	211.11	226	-	170	133	76	28.5	180		
	TL56-14M-115	56	3F	3535	90	249.55	246.76	256	-	210	133	89	22	182		
	TL64-14M-115	64	10F	3535	90	285.21	282.41	296	190	240	133	89	22	184		
	CAST IRON	WITHOUT FLANGE	TL72-14M-115	72	11	3535	90	320.86	318.06	-	190	280	133	89	22	-
			TL80-14M-115	80	12	3535	90	356.51	353.71	-	190	315	133	89	22	-
TL90-14M-115			90	12	3535	90	401.07	398.28	-	190	360	133	89	22	-	
TL 112-14M-115			112	12	3535	90	499.11	496.32	-	190	457	133	89	22	-	
TL 144-14M-115			144	12	4040	100	641.71	638.92	-	230	600	133	102	15.5	-	
TL 168-14M-115			168	12	4040	100	748.66	745.87	-	230	706	133	102	15.5	-	
TL 192-14M-115		192	12	4040	100	855.62	852.82	-	230	813	133	102	15.5	-		
*TL 216-14M-115		216	12	4040	100	962.57	959.76	-	230	920	133	102	15.5	-		

## HTD® 14M 170

CHARACTERISTICS	TYPE	No. of TEETH	EXEC.	BUSH	MAX. BORE	Dp PITCH LINE	De EXTERNAL	Df FLANGE	Dm HUB	Di	F	S	P	FLANGE No.	
STEEL	WITH FLANGE	TL38-14M-170	38	3F	3030	75	169.34	166.60	183	-	130	187	76	55.5	172
		TL40-14M-170	40	3F	3030	75	178.25	175.49	188	-	138	187	76	55.5	162
		TL44-14M-170	44	3F	3535	90	196.08	193.28	211	-	155	187	89	49	175
		TL48-14M-170	48	3F	3535	90	213.90	211.11	226	-	175	187	89	49	180
		*TL56-14M-170	56	3F	3535	90	249.55	246.76	256	-	210	187	89	49	182
		*TL64-14M-170	64	3F	4040	100	285.21	282.41	296	-	240	187	102	42.5	184
CAST IRON	WITHOUT FLANGE	*TL72-14M-170	72	11	4040	100	320.86	318.06	-	230	280	187	102	42.5	-
		TL80-14M-170	80	11	4040	100	356.51	353.71	-	230	315	187	102	42.5	-
		TL90-14M-170	90	12	4040	100	401.07	398.28	-	230	360	187	102	42.5	-
		TL112-14M-170	112	12	5050	125	499.11	496.32	-	265	457	187	127	30	-
		TL144-14M-170	144	12	5050	125	641.71	638.92	-	265	600	187	127	30	-
		TL168-14M-170	168	12	5050	125	748.66	745.87	-	265	706	187	127	30	-
	*TL192-14M-170	192	12	5050	125	855.62	852.82	-	265	813	187	127	30	-	
	*TL216-14M-170	216	12	5050	125	962.57	959.76	-	265	920	187	127	30	-	

\* Toothings marked with an asterisk are produced on request